



Class: Starfish

Group: Year 1

Week beginning: 13th July 2020





To Starfish Class,


I hope that you are all well. This week the home learning is a little bit different as we are getting towards the end of the term.

I have added some spellings to look at throughout the week and some maths for each day.

There will also be a transition pack from your new teacher with some activities that you can complete. I am sure Miss Warren would love to see some of your completed activities.

Miss Suarez

x



Can you practice spelling some of the high frequency words on the following page?

Can you write some of these words in a sentence?

Can you spell the days of the week?

Year 1 - High Frequency Words

Set 1	Set 2	Set 3	Set 4	Set 5	Set 6
a	on	not	will	look	all
an	can	got	that	too	are
as	dad	up	this	he	my
at	had	mum	then	she	her
if	back	but	them	we	went
in	and	put	with	me	it's
is	get	the	see	be	from
it	big	to	for	was	children
of	him	I	now	you	just
off	his	no	down	they	help
	go	into			



Monday

Maths – Find a Half

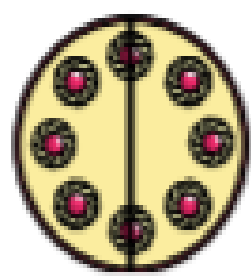
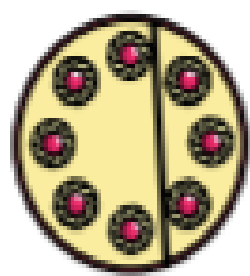
This week we are using the white rose maths units again – Please follow the link below and watch the lesson:

Week 11, Lesson 1 – Find a half


<https://vimeo.com/434744785>

Then complete the work on the following page.





1 Tick the cake that is cut in half.

☐☐




2 Draw a line to split each shape in half.



3 Colour half of each rectangle.



4 Show one half in three different ways.



5 Tick the shapes that show one half.



6 Match the halves to make a whole.





Tuesday



Maths – Find a Half

This week we are using the white rose maths units again – Please follow the link below and watch the lesson:

Week 11, Lesson 2 – Find a half

<https://vimeo.com/434744955>

Then complete the work on the following page.

- 1 a) Circle half of the pencils.



- b) Complete the sentence.

Half of 6 is

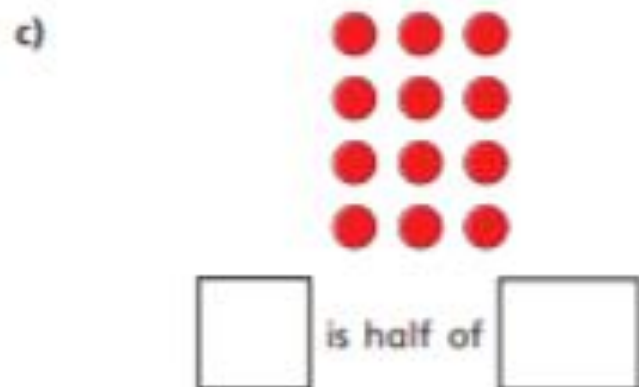
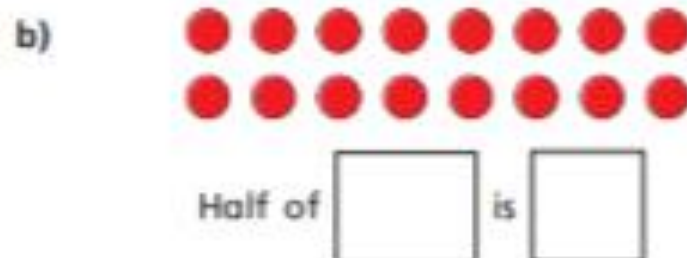
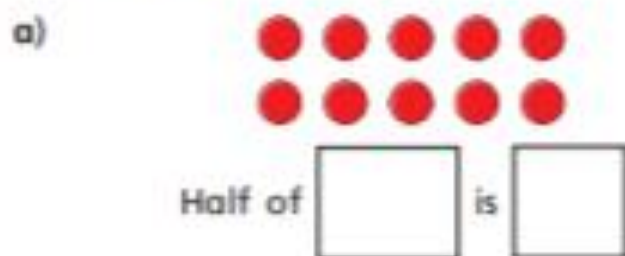
- 2 Colour half of each group.



Did you do it the same way as your partner?

- 3 How many counters are there in each group?

Find half of each group.



- 4 Complete the sentence.

7 is half of



Wednesday



Maths – Find a quarter

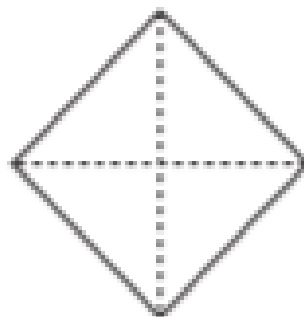
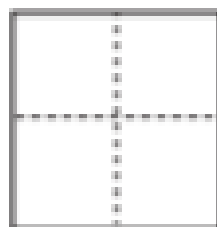

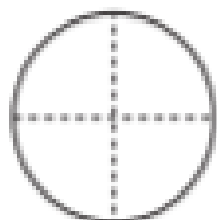
This week we are using the white rose maths units again – Please follow the link below and watch the lesson:

Week 11, Lesson 3 – Find a quarter

<https://vimeo.com/434745167>

Then complete the work on the following page.

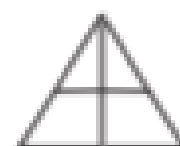

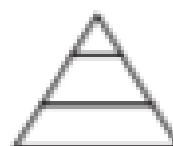
1 Colour a quarter of each shape.



3 Kim wants to show a quarter.







None of these show quarters.



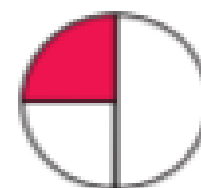
Do you agree with Kim? _____

Talk about your answer.

2 Show a quarter in four different ways.



4 Tick the shapes that show one quarter.



Thursday

Maths - Find a quarter

This week we are using the white rose maths units again – Please follow the link below and watch the lesson:

Week 11, Lesson 4 – Find a quarter

<https://vimeo.com/434745348>

Then complete the work on the following page.

1 Circle a quarter of each group.

a)



A quarter of 4 is

b)



A quarter of 12 is

c)



A quarter of 20 is

2 Complete the sentences.

a) Half of 12 is

A quarter of 12 is

b) Half of 16 is


A quarter of 16 is

c) Half of 8 is

A quarter of 8 is

What do you notice?

3 A quarter is 6

			
---	--	--	--


What is the whole?

The whole is

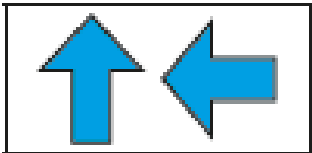


Friday

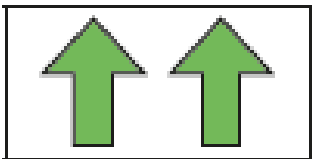
1 Match the shapes to the turns.



quarter turn



half turn



full turn

2 Draw what the shapes will look like after each turn.



a) a half turn



b) a quarter turn



c) a three-quarter turn



3 Complete the sentences to describe the turns.



quarter

half

three-quarter

full

a)



The pentagon has turned

a _____ turn



Other things that you can do this week:

English

- Read – You can visit Oxford Owl for free eBooks that link to your child's book band and create a free account. You can then complete the linked play activities for each book.
- Phonics games - <https://www.phonicsplay.co.uk/>
- Writing your name daily.
- Practice reading and writing the tricky words on the following page.

Maths

- Practice counting to 20.
- Practice writing numbers 0-10 and then 0-20.
- Watch a numberblocks episode each day on BBC Iplayer. Use this guide to help support you with what to do with each episode.
<https://www.bbc.co.uk/cbeebies/joinin/numberblocks-help-your-child-with-maths>

Year 1 - High Frequency Words

Set 1	Set 2	Set 3	Set 4	Set 5	Set 6
a	on	not	will	look	all
an	can	got	that	too	are
as	dad	up	this	he	my
at	had	mum	then	she	her
if	back	but	them	we	went
in	and	put	with	me	it's
is	get	the	see	be	from
it	big	to	for	was	children
of	him	I	now	you	just
off	his	no	down	they	help
	go	into			