



Class: Stingray

Group: Year 5

Week beginning: 13/07/20



## Welcome to home learning.

Dear Parents/ Carers

Now that we have had confirmation of school closure by the Government, I would like to provide you with information regarding distance learning. However, we appreciate that children completing work is dependent on children being well enough to do so.

This information can be found on the school website – please follow the tab on the front screen labelled ‘Coronavirus’. When working at home, our expectation for learning will be set for the week, by the class teacher, every Monday morning by 9:30am. This will be emailed via Class Dojo and will also be posted on the school website, on the Coronavirus tab under Home Learning. The class teacher will outline the learning for the coming week and will break down the learning into the days of the week. We will modify and improve Home Learning as the weeks go by. We have also included a possible timetable to show how you may like to structure your day around home learning. We recognise this may not work for everyone but is a starting point.

Whilst communication with your child’s class teacher is important during these unprecedented times, we do ask that parents remember that teacher’s will be working in school with children of the Key Workers, who are critical in the effective delivery of the government's response to COVID-19. Teachers will be communicating with many families and therefore all communications should be essential and succinct. Teaching staff will aim to respond to all communications within two working days and during working hours.


We continue to take this situation very seriously and I am very proud of the team who, with their own worries and questions, continue to provide a calm and safe space for our Key Workers’ children whilst providing home learning for those unable to come to school. May we keep in our prayers our families and staff members who are self-isolating or unwell at the present time. Thank you for your continued support and understanding.

God bless,  
Kelly Dunne

## Establishing a routine.

We recognise that quality learning can occur at a distance without solely relying on computers. Our aim is for all children to read, communicate and engage in a range of learning experiences while continuing to be physically active; the range of learning opportunities provided by your child's class teacher reflects this. Below is a possible routine that you may wish to adopt/ adapt with your children.

Time	Event	Possible Activity
Before 9am	Wake up	Eat breakfast, make your bed, get dressed
9 am – 9.30 am	Morning Exercise	Joe Wicks Daily PE lesson online (YouTube The Body Coach TV) or try and get some fresh air/ garden time.
9.30 – 10.30 am	Academic Time	Work through the day's learning activities set by your class teacher
10.30 – 11.30 am	Creative time	Complete a creative activity, this could be linked to your topic. You could draw, paint or bake!
11.30 – 12.00	Quiet time	Reading
12 – 1 pm	Lunch time	Remember to offer to help prepare lunch and lay the table.
1 – 1.30 pm	Chore time	Help to wipe down tables and surfaces, clear away items no longer needed and offer to help with chores around the house.
1.30– 2.30pm	Academic Time	Work through the days learning activities set by your class teacher
2 .30 - 3 pm	Quiet time	Read/ puzzles/ colouring
3 – 4 pm	Family Time	Spend time doing something as a family.
4 – 5 pm	Afternoon exercise	What can you do to get moving? Perhaps have a dance with gonoodle.com
5– 6pm	Dinner time	Remember to offer to help to prepare dinner and lay the table. Talk about your day: What did you enjoy? What have you learnt?



# Stingray Class

## Top Daily Learning Tips!

- **Read your book every day.**
- **Times Table Rock Stars or the Transum website.**
- **Try to learn 3 spellings a day.**
- **Keep in touch with google classroom if you can (don't worry if you can't)**

**Play board games or games with dice.**

**Watch CBBC News round.**

**Remember to keep practicing telling the time throughout the day.**



# MONDAY



## Maths - Monday 13th July



### Daily Practice – 23



1)  $741,816 + 102,086 =$

2)  $732.75 - 485.9 =$

3)  $73 \times 32 =$

4)  $8,906 \div 2 =$

5)  $- =$

6)  $562.08 \div 10 =$

7)  $42 \div b = 7$        $b = ?$

8)  $7.1 \text{ metres} = \underline{\hspace{2cm}} \text{ cm}$





## Maths - Monday 6th July

***This week we are going to follow the White Rose Daily Maths Challenge for each year group.***

***I have added a direct link on the bottom of the worksheets for you to link to the help video for the maths each day.***

***White Rose Maths is the planning we follow in school, you should be familiar with the methods use.***

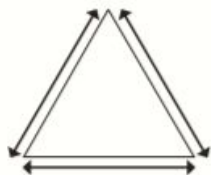
**Good Luck**



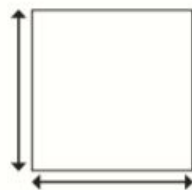
## Regular and irregular polygons

1 Measure and label the sides and angles of each shape.

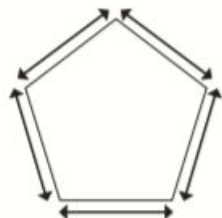
a)



b)



c)



What do you notice about your answers?  
These are all examples of regular polygons.  
Explain in your own words what a regular polygon is.

2 Measure and label the sides and angles of each shape.

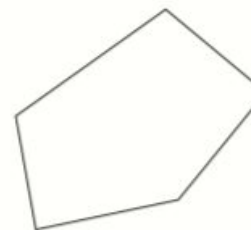
a)



b)



c)



What do you notice about your answers?  
These are all examples of irregular polygons.  
Explain in your own words what an irregular polygon is.

---

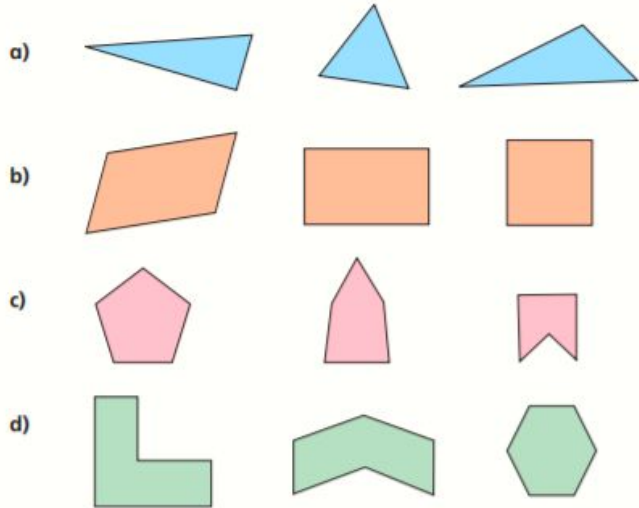


---





3 One polygon in each set is regular. Tick the regular polygon.



How did you know which one was regular without measuring?

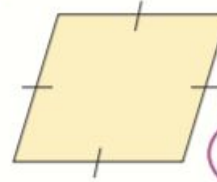
4 Draw two regular and two irregular polygons on the grid.



Compare your polygons with a partner.

What is the same and what is different?

5 Here is a rhombus.



This is a regular polygon because all the sides are the same length.



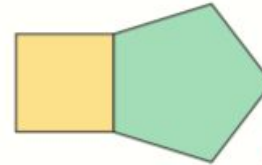
Do you agree with Ron? \_\_\_\_\_

Explain your answer.

---

---

6 Eva has drawn a square and a regular pentagon.



The compound shape is regular because both of the shapes I drew were regular.



Do you agree with Eva? \_\_\_\_\_

Explain your answer.

---

---

# Through the Doorway

Today you are going to write a narrative or story. The idea for your story is 'Through the Doorway'.

Where is the doorway? What type of door is it? Perhaps your character will find something on the other side of the door or maybe the door will be locked.

## Think about the following:

- Who are your characters?
- Where is your story set?
- What is the problem or complication and how will it be solved?
- How will your story end?

## Remember to:

- Plan your story with a beginning, middle and end.
- Organise your ideas into paragraphs.
- Choose your words carefully to entertain the reader.
- Write in sentences.
- Pay attention to your spelling and punctuation.
- Check and edit your work carefully.



twinkl

visit [twinkl.com.au](https://www.twinkl.com.au)

## A prayer remembering God is with us:

Lord God, you are always with me.  
You are with me in the day and in the night.  
You are with me when I'm happy and when I'm sad.  
You are with me when I'm healthy and when I am ill.  
You are with me when I am peaceful and  
when I am worried.

Today I am feeling *(name how you are feeling)*  
because *(reasons you are feeling this way)*.  
Help me to remember that you love me  
and are with me in everything today.  
Amen.



**TUESDAY**



## Maths - Tuesday 14th July



### Daily Practice – 24



1)  $109.21 + 387.48 =$

2)  $56,784 - 14,963 =$

3)  $235 \times 26 =$


4)  $8,631 \div 3 =$

5)  $+ =$

6)  $1.082 \times 10 =$

7)  $12 + 3 \times 3 =$

8)  $4300\text{g} = \underline{\hspace{2cm}} \text{kg}$



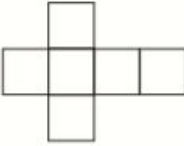
# Reasoning about 3D shapes



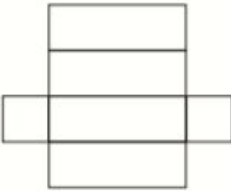
1 Match the net to the correct label.



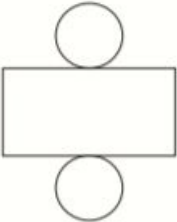
cube



cylinder



square-based pyramid



cuboid

2 Complete the sentences.

a) The faces of a \_\_\_\_\_ are all square.

b) A square-based pyramid has  triangular faces and  square face.

c) The net of a \_\_\_\_\_ is made up of 2 circles and a rectangle.

3



The net of a cuboid is made up of 4 rectangles and 2 squares.

Whitney



The net of a cuboid is made up of 6 rectangles.

Rosie

Who do you agree with? Circle your answer.

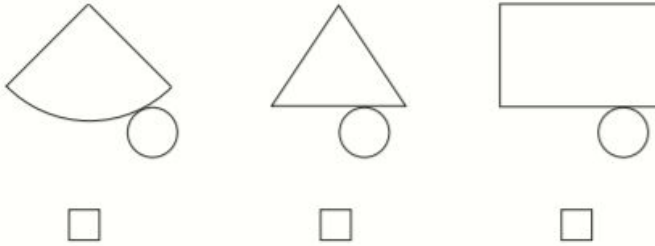
Whitney      Rosie      both of them

Explain your reasons.

---


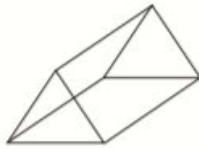
---

4 Tick the diagram that is the net of a cone.

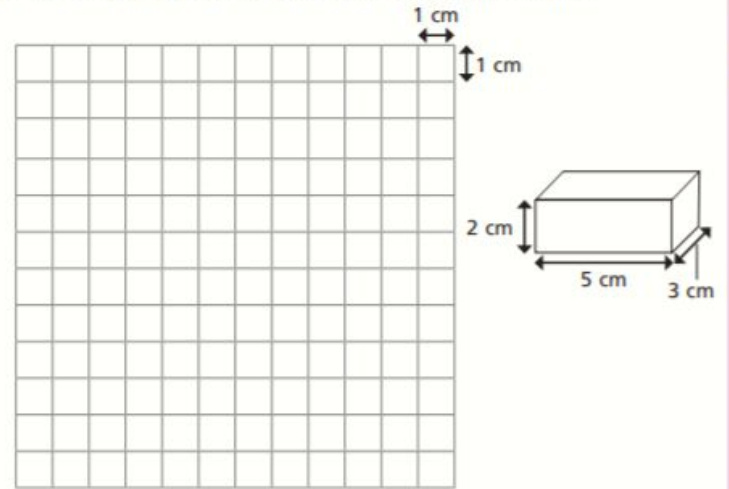


Compare answers with a partner.


5 Draw the net for a triangular prism on the squared grid.



6 Draw an accurate net for this cuboid on the squared grid.



7 Draw two different cuboids on the isometric paper.



# Stuck

Today you are going to write a narrative or story. The idea for your story is 'Stuck'.

It could be a person, object or animal that is stuck in your story. Where are they stuck? How did they get there? What will happen to them?

## Think about the following:

- Who are your characters?
- Where is your story set?
- What is the problem or complication and how will it be solved?
- How will your story end?

## Remember to:

- Plan your story with a beginning, middle and end.
- Organise your ideas into paragraphs.
- Choose your words carefully to entertain the reader.
- Write in sentences.
- Pay attention to your spelling and punctuation.
- Check and edit your work carefully.



visit [twinkl.com.au](https://www.twinkl.com.au)



## A prayer remembering God is with us:

Lord Jesus Christ, you said to your disciples,  
“I am with you always”.

Please be with me today.

Hear my prayers for others and for myself,  
and keep me in your care.

Christ be with me, Christ within me,  
Christ behind me, Christ before me,  
Christ beside me, Christ to win me,  
Christ to comfort and restore me.  
Christ beneath me, Christ above me,  
Christ in quiet, Christ in danger,  
Christ in hearts of all that love me,  
Christ in mouth of friend and stranger.



**WEDNESDAY**



## Maths - Wednesday 15th July



### Daily Practice – 25



1)  $907,281 + 444,444 =$

2)  $359.13 - 79.36 =$

3)  $41 \times 71 =$

4)  $2,964 \div 4 =$

5)  $- =$

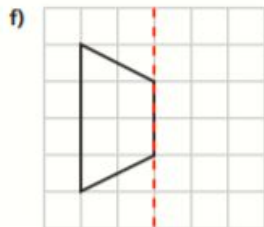
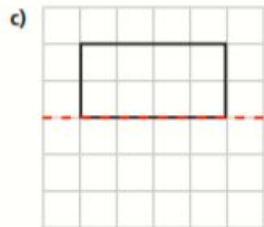
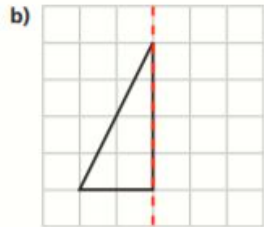
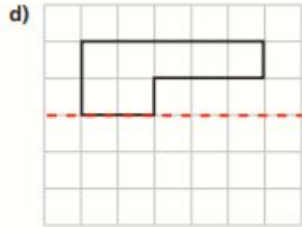
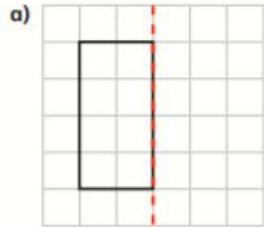
6)  $318.99 \div 1,000 =$

7)  $32 - a - a = 22 \quad a = ?$

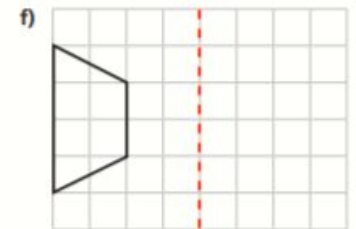
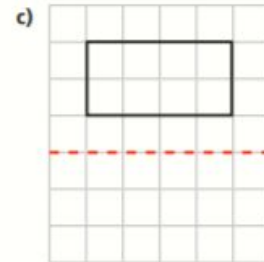
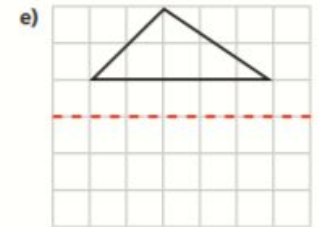
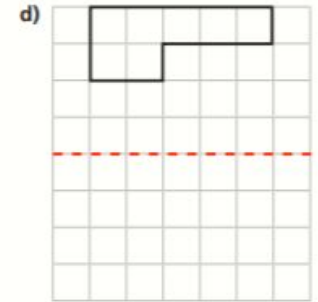
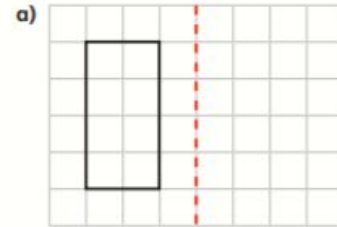
8)  $4.9 \text{ litres} = \underline{\hspace{2cm}} \text{ ml}$



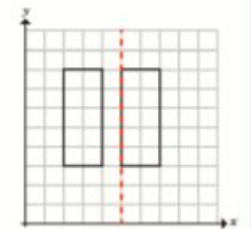
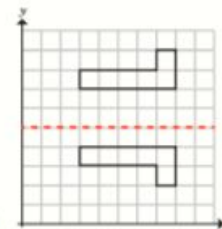
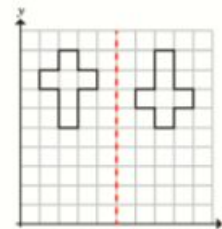
1 Reflect each shape in the mirror line.

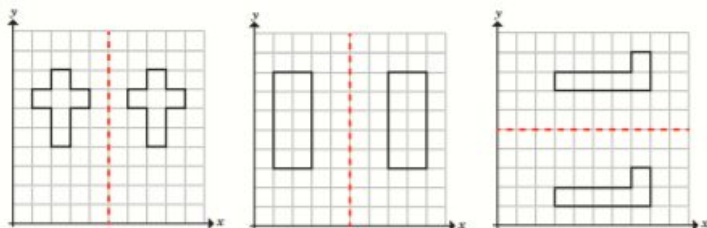


2 Reflect each shape in the mirror line.



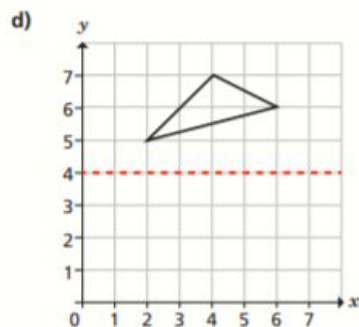
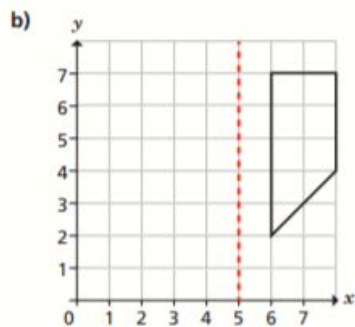
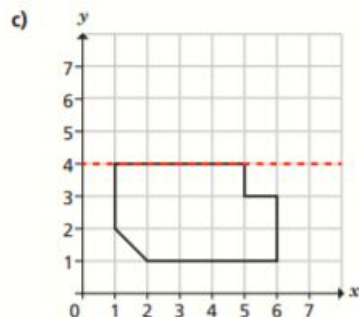
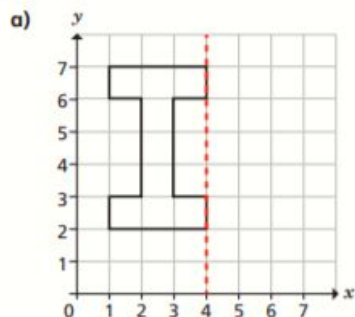
3 Which diagrams show a correct reflection in the given mirror line? Tick your answers.



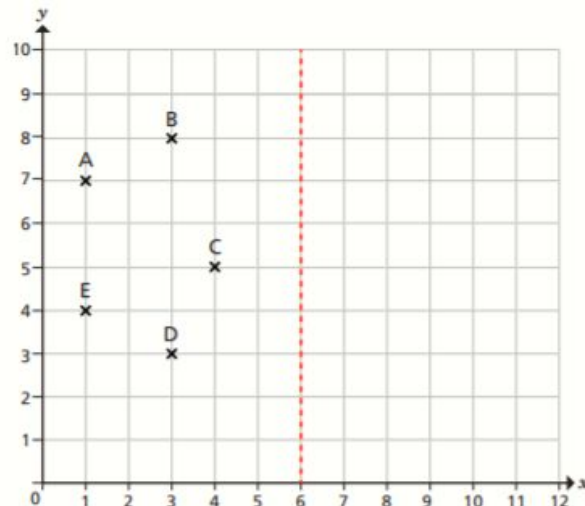


Talk to a partner about the mistakes that have been made.

4 Reflect the objects in the given mirror lines.



5 Five points are plotted on a coordinate grid.



a) Join the points to form a polygon. This is the object.

What type of polygon is the object? \_\_\_\_\_

b) Reflect the object in the given mirror line.

What type of polygon is the image? \_\_\_\_\_

c) Label the reflected vertices P, Q, R, S and T.

Write the new coordinates.

P ( ,  )    Q ( ,  )    R ( ,  )  
 S ( ,  )    T ( ,  )

d) The image and the object are identical polygons.

Is this statement true or false? \_\_\_\_\_

Talk about it with a partner.

# Up, up and Away

**Today you are going to write a narrative or story. The idea for your story is 'Up, Up and Away'.**

You could write about an animal that flies or a person that has an adventure in an aeroplane or hot air balloon. You might want to write about something that floats or flies away.

## **Think about the following:**

- Who are your characters?
- Where is your story set?
- What is the problem or complication and how will it be solved?
- How will your story end?

## **Remember to:**

- Plan your story with a beginning, middle and end.
- Organise your ideas into paragraphs.
- Choose your words carefully to entertain the reader.
- Write in sentences.
- Pay attention to your spelling and punctuation.
- Check and edit your work carefully.




## For the outbreak:

Lord Jesus Christ,  
you taught us to love our neighbour,  
and to care for those in need  
as if we were caring for you.

In this time of anxiety, give us strength  
to comfort the fearful, to tend the sick,  
and to assure the isolated  
of our love, and your love,  
for your name's sake.

Amen.



**THURSDAY**





## Maths -Thursday 16th July



### Daily Practice – 26



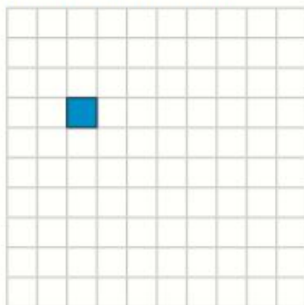
- 1)  $471.89 + 361.74 =$
- 2)  $7,497 - 4,584 =$
- 3)  $184 \times 54 =$
- 4)  $56,185 \div 5 =$
- 5)  $+ =$
- 6)  $12.78 \times 100 =$
- 7)  $15 - 10 \div 5 =$
- 8)  $1452 \text{ ml} = \underline{\hspace{2cm}} \text{ litres}$



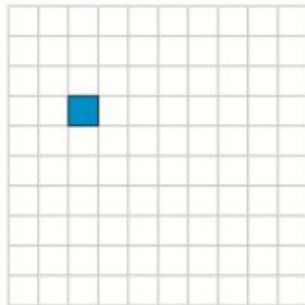


1 Complete the translations.

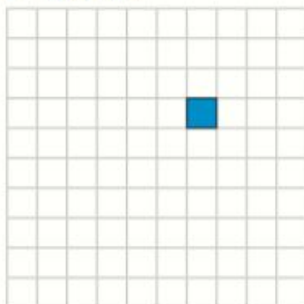
a) Translate the shape 4 squares to the right.



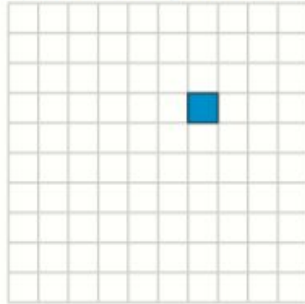
c) Translate the shape 4 squares right, 2 squares up.



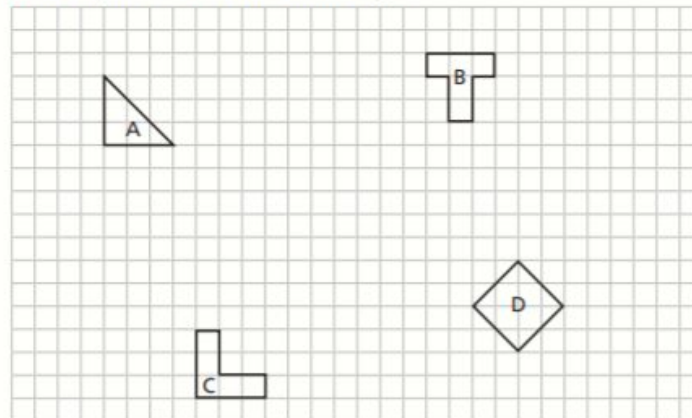
b) Translate the shape 2 squares up.



d) Translate the shape 3 squares left, 5 squares down.

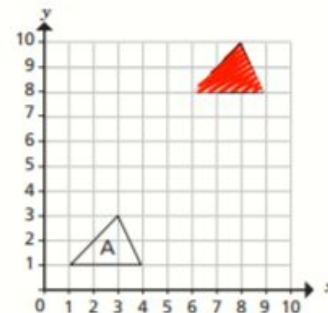


2 Four shapes have been drawn on a grid.



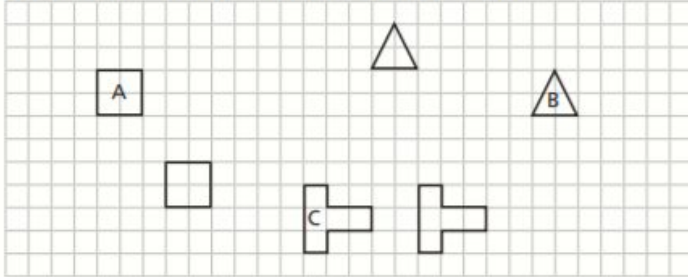
- a) Translate shape A 5 squares to the right and 3 squares down.
- b) Translate shape B 4 squares to the left and 7 squares down.
- c) Translate shape C 6 squares to the left.
- d) Translate shape D 4 squares to the right and 8 squares up.

3 Dora has translated triangle A 2 squares to the right and 7 squares up.



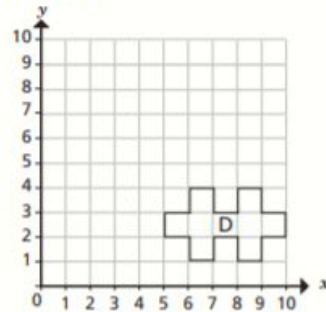
Is Dora's drawing correct? \_\_\_\_\_  
Explain why.

- 4 Complete the sentences to describe the translations.



- a) Shape A has been translated  squares to the right and  squares down.
- b) Shape B has been translated  squares to the \_\_\_\_\_ and  squares \_\_\_\_\_.
- c) Shape C has been translated  squares to the \_\_\_\_\_ and  squares \_\_\_\_\_.

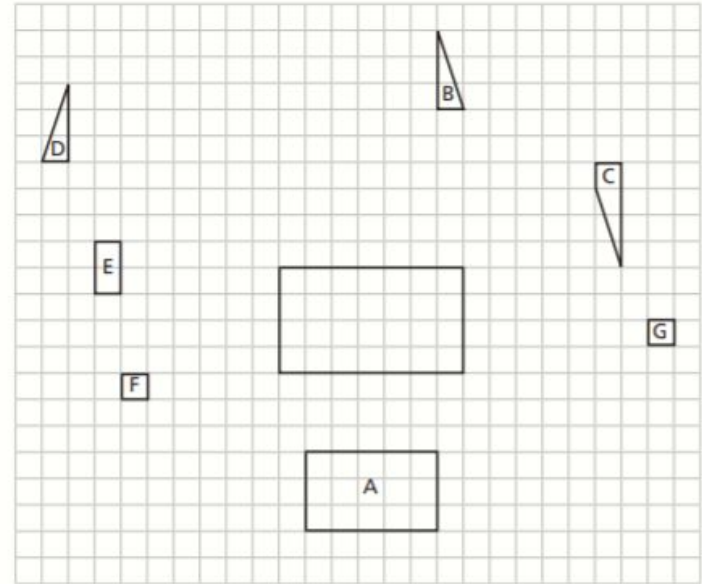
- 5 A shape has been drawn on a coordinate grid.



- a) Translate shape D 4 squares to the left and 6 squares up. Label the new shape E.
- b) Describe the translation from shape E to shape D.

What do you notice? Does this always happen?

- 6 Eight polygons are drawn on the grid.



- a) Translate shape A 10 squares up.
- b) Translate shape B 6 squares down.
- c) Translate shape C 6 squares left.
- d) Translate shape D 9 squares to the right and 4 squares down.
- e) Translate shape E 10 squares to the right and 3 squares down.
- f) Translate shape F 7 squares to the right and 3 squares up.
- g) Translate shape G 9 squares to the left and 1 square up.

Create your own problem like this for a partner.

# Extreme Weather



**Today you are going to write a narrative or story. The idea for your story is 'Extreme Weather'.**

You could write a story about a storm, bush fire, cyclone or another extreme weather event.

## **Think about the following:**

- Who are your characters?
- Where is your story set?
- What is the problem or complication and how will it be solved?
- How will your story end?

## **Remember to:**

- Plan your story with a beginning, middle and end.
- Organise your ideas into paragraphs.
- Choose your words carefully to entertain the reader.
- Write in sentences.
- Pay attention to your spelling and punctuation.
- Check and edit your work carefully.



visit [twinkl.com.au](https://www.twinkl.com.au)

## A prayer for the world:

God of love and hope,  
you made the world and care for all creation,  
but the world feels strange right now.

The news is full of stories about Coronavirus.  
Some people are worried that they might get ill.  
Others are anxious for their family and friends.  
Be with them and help them to find peace.

We pray for the doctors and nurses and scientists,  
and all who are working to discover the right medicines  
to help those who are ill.

Thank you that even in these anxious times,  
you are with us.

Help us to put our trust in you  
and keep us safe.

Amen.



**FRIDAY**




## Maths - Friday 17th July



### Daily Practice – 27



- 1)  $517,176 + 900,009 =$
- 2)  $564.8 - 235.6 =$
- 3)  $36 \times 14 =$
- 4)  $888 \div 6 =$
- 5)  $- =$
- 6)  $407.04 \div 100 =$
- 7)  $56 + c + c = 70$        $c = ?$
- 8)  $56\text{mm} = \underline{\hspace{2cm}} \text{cm}$



# Friday 17th July - Maths Challenge

## Challenge 3

A cup contains some coffee.

Sasha drinks  $\frac{2}{5}$  of the coffee.

There is 120 ml of coffee left.

How much coffee was in the cup at the start?



## Challenge 4

A cube weighs 87 g.



Two of the same cubes and a cone weigh 291 g.



How much does one cone weigh?

## Challenge 5

Rani, Layla and Tash take part in a basketball competition.



- Rani scores 4 times as many baskets as Layla.
  - Tash scores 8 baskets less than Rani.
- They score 100 baskets in total.  
How many baskets does Tash score?



## Friday 17th July - Maths Challenge

### Challenge 6

There are three times as many fiction books as non-fiction books in a library.

122 fiction books and 24 non-fiction books are loaned out.

There are now twice as many non-fiction books as fiction books.

How many books were in the library?

---



### Challenge 7

Josh and Leon have £73 in total.

They each spend £5.

Josh now has 25% more than Leon.

How much more money did Josh have than Leon at the start?



# The Year 2050

**Today you are going to write a narrative or story. The idea for your story is 'The Year 2050'.**

What might life be like in the year 2050? Use your imagination to develop an idea for a story set in the future.

## **Think about the following:**

- Who are your characters?
- Where is your story set?
- What is the problem or complication and how will it be solved?
- How will your story end?

## **Remember to:**

- Plan your story with a beginning, middle and end.
- Organise your ideas into paragraphs.
- Choose your words carefully to entertain the reader.
- Write in sentences.
- Pay attention to your spelling and punctuation.
- Check and edit your work carefully.



visit [twinkl.com.au](https://www.twinkl.com.au)

For hospital staff and medical researchers:

Gracious God,  
give skill, sympathy and resilience  
to all who are caring for the sick,  
and your wisdom to those searching for a cure.

Strengthen them with your Spirit,  
that through their work many will be  
restored to health;  
through Jesus Christ our Lord.  
Amen.



## Websites you may wish to visit

**Transum Tables**

**Times Table Rock Stars**

**Scratch** (If you want to code)

**Twinkl** (Good for additional resources)

**BBC Bitesize** (Lots of learning here!)

**BBC Bitesize Daily** (Daily lessons to follow in lots of subjects)

**White Rose Home Learning** (Maths lessons and demo videos please note we are about a week behind)



Daily choose 3 words off the following spelling list.

Put them in sentences or challenge yourself to write them in a paragraph.

Stingray class were able to **achieve** well and **communicate frequently** when working from home.

(I have used 3 spellings in red from the year 5/6 spellings)

# Year 5 and 6 spelling words

Year 5 and 6 Word List (New Curriculum)

accommodate	communicate	equip	immediately	physical	sincerely
accompany	community	equipped	individual	prejudice	soldier
according	competition	equipment	interfere	privilege	stomach
achieve	conscience	especially	interrupt	profession	sufficient
aggressive	conscious	exaggerate	language	programme	suggest
amateur	controversy	excellent	leisure	pronunciation	symbol
ancient	convenience	existence	lightning	queue	system
apparent	correspond	explanation	marvellous	recognise	temperature
appreciate	criticise	familiar	mischievous	recommend	thorough
attached	curiosity	foreign	muscle	relevant	twelfth
available	definite	forty	necessary	restaurant	variety
average	desperate	frequently	neighbour	rhyme	vegetable
awkward	determined	government	nuisance	rhythm	vehicle
bargain	develop	guarantee	occupy	sacrifice	yacht
bruise	dictionary	harass	occur	secretary	
category	disastrous	hindrance	opportunity	shoulder	
cemetery	embarrass	identity	parliament	signature	
committee	environment	immediate	persuade	sincere	



We hope you are well and happy. We miss you and are looking forward to having you back in school as soon as possible.

Keep smiling!

God bless you.

Love from all the staff of St Joseph's.