



Class: Seahorse

Year 2: **Citrine Group**

Week beginning: 13th July 2020

Hello,

I hope that you are all well and staying safe.

This year has gone so fast - I can't believe that it is almost the end of term! With this in mind, we have put less work in the home learning so that the children can focus on their transition – preparing for the academic year ahead. This is on a separate powerpoint.

Please let me know if there is anything we can help you with.

Take care, Miss Warren.



1. CAFOD Project: See slide 4
2. Monday's Maths: See slides 6, 7 and 8.
4. Monday's Prayer: See slide 9.
5. Tuesday's Maths: see slides 11 and 12.
6. Tuesday's Prayer: See slide 13.
7. Wednesday's Maths: See slides 15 and 16.
8. Wednesday's Prayer: See slide 17.
9. Thursday's Maths: See slides 19 and 20.
10. Thursday's Prayer: See slide 21.
11. Friday's Maths: See slides 23.
12. Friday's Prayer: See slide 24.
13. Reading comprehension: See slides 25 to 32 (there are two!)
14. Weekly Spellings: 'oo' digraph. See slide 33.



Catholic Agency for
Overseas Development

Resources for home learning – projects and ideas

Hope for the future – Aspire to be more

As we head towards the end of this school year, we reflect on the words of St Oscar Romero. Use this week's project ideas to find out about the life and work of Romero, and reflect on what we can learn from him.

Aspire
not to have
more but to
be more

St Oscar Romero:

These are the words of Oscar Romero.

What can you find out about St Oscar Romero? Where did he come from and work? How did he live his life?

You could use the internet to research or any books you have available.

Why not design a poster with what you find out?
Or make a photo slideshow to show someone else in your family?

Aspire to be more:

Romero was a friend of CAFOD. Like Romero, CAFOD aspires to be more. Find out more about CAFOD stories in this week's resource pack.

Hope for the future:

This school year has been like no other. Looking ahead to next year and beyond, what are your hopes for the future?


Think about what has changed in the last few months. You could share your ideas with those at home or in school (if you are able).

Monday
13th July

Monday: Maths: Telling the time.

Telling the Time Past the Hour

Starting at 12, we count clockwise round the clock to tell us minutes past the hour.




This link has two powerpoints which explain how to tell the time at five minute intervals:

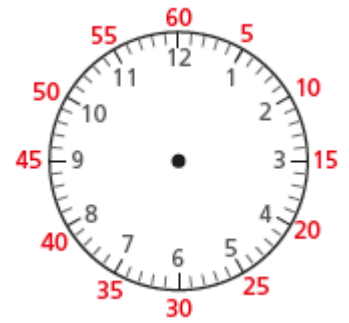
<https://www.bbc.co.uk/bitesize/articles/zjf4ydm>

Telling the Time to the Hour







Starting at 12, we count anticlockwise round the clock to tell us minutes to the hour.









Maths: Telling the time.



1 Complete the table.

	5 past 1
	<input type="text"/> past 1
	
	
	
	

2 Complete the table.

	25 to 2
	<input type="text"/> to 2
	
	
	
	

Maths: Telling the time 2.

3 Write the time shown on each clock.



4 Write the time shown on each clock.



5 Jack and Mo read the time on the clock.



It is quarter to 5

Jack



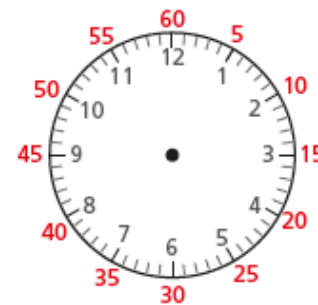
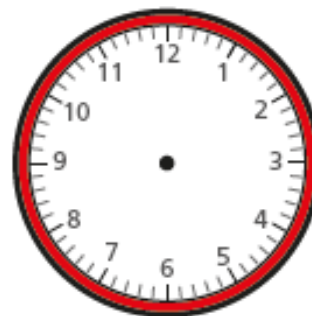
It is 15 minutes to 5

Mo

Who is correct? _____

How do you know?

6 Draw on the clock to show 25 minutes past 3



Prayer Leader:

Each day you will also be given an idea for an activity. These are things you can do this week, or, instead, why not start writing a list of things you want to do in the holidays - or should we say, 'holy-days'!

Today's activity is to draw or write a list of what makes you happy.

Let's finish in prayer together:

All:

Dear God,

**Thank you that with you,
every day can be a 'holy day'.**

**Help me to notice how happy I feel when
I worship you and put you first.**

Amen

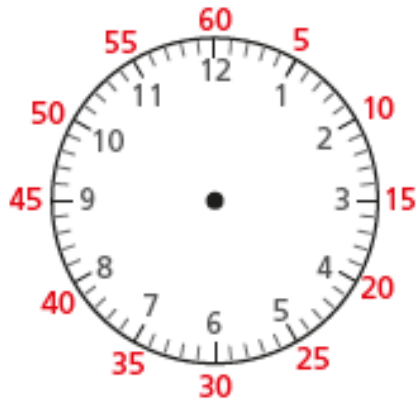


Tuesday
14th July

Maths: Hours and days.







1 Complete the sentences.

You can use the clock to help you.



- a) There are minutes in 1 hour.
- b) There are minutes in half an hour.
- c) There are minutes in quarter of an hour.
- d) There are minutes in one and a half hours.

2 Complete the table.

60 minutes earlier	Time now	30 minutes later
3 o'clock		half past 4
		
		
		
		
		

Maths: Hours and days 2.

- 3 Annie and her mum take the bus to Gran's house.

The bus ride takes one hour.



- a) What time will Annie and her mum arrive if the bus leaves at 9 o'clock?

- b) Annie and her mum get the bus home.

They get off the bus at quarter to 2

What time did they get on the bus?

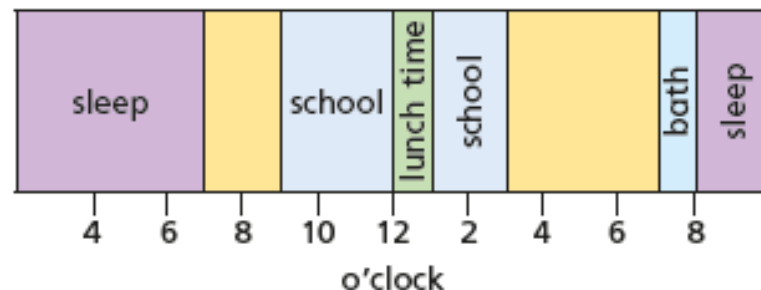
- 4 Amir went to the cinema.



The film started at half past two and lasted for 90 minutes.

What time did the film end? _____

- 5 The bar model shows a section of Dexter's day.



- a) What time did Dexter go to bed?

- b) What time did Dexter get up?

- c) What do you think Dexter did between 7 o'clock and 9 o'clock in the morning?
- d) What was Dexter doing at 6 o'clock in the morning?

- e) What could Dexter have been doing at 6 o'clock in the evening?

Prayer Leader:

To praise God means to thank Him for all the wonderful things He has done for us – and we can praise God all the time! David wrote, ‘His praise is always on my lips’. Think: are your lips always ready to offer praise to God?

Traditionally, people have put aside time to praise God through song and music too. Your activity for this week, or to add to your ‘holy days’ list, is:

**To make your own musical instrument
to praise God with!**

Let’s finish in prayer together:

All:

Dear God,

**Thank you that with you,
every day can be a ‘holy day’.**

Help me remember to praise you.

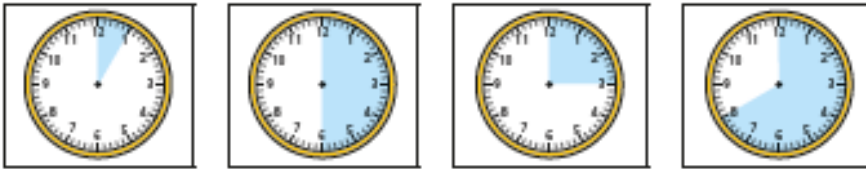
Amen



Wednesday
15th July

Maths: Find durations of time.

1 Match the durations on the clocks to the labels.



15 minutes 40 minutes 5 minutes half an hour

2 Tick all the clocks that show a 30-minute duration.




Talk to a partner about what you notice.

3 Tick all the clocks that show a 15-minute duration.

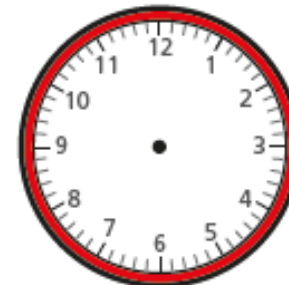


4 Tommy sat down to play a game at quarter past 1

















The game took 20 minutes.

Draw the hands on the clock to show what time the game finished.



Wednesday: Maths: Find durations of time 2.

- 5 The table shows information about some children's journeys to school.

Name of child	Left home	Arrived at school	Journey time
 Annie			30 minutes
 Alex			
 Jack			
 Mo			20 minutes
 Dexter			15 minutes

a) Complete the table.

b) Is each statement true or false?

Circle your answers.

Annie arrived at school first. true false

Jack left home first. true false

Mo and Dexter left home at the same time. true false

Annie left home before Jack. true false

Alex arrived at school after Jack. true false

Make up your own true or false question about the table to test your partner.

- 6 Whitney watched TV from 10 past 6 until quarter to 7



How long did she spend watching TV?

minutes

Wednesday

Prayer Leader:

Yesterday we learned that praising God means thanking Him for everything He has done for us.

Today we're thinking about how we can turn our holidays into 'holy days' by sharing with others.
In Psalm 34, David writes:

Reader:

*'Tell the greatness of the Lord with me.
Let us praise His name together.'*

Psalm 34: 3



Thursday
16th July

Maths: Compare durations of time.

1 Write $<$, $>$ or $=$ to compare the durations of time.

a) 50 minutes 1 hour

b) quarter of an hour 15 minutes

c) half an hour 25 minutes

2 Write the times in order from shortest to longest.

90 minutes

one hour

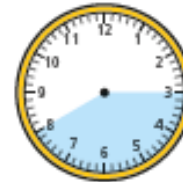
45 minutes

shortest _____

longest _____

3 Circle all the durations of time that are longer than half an hour.

35 minutes



three-quarters of an hour

4 Circle all the durations of time that are shorter than half an hour.

25 minutes



three-quarters of an hour

Maths: Compare durations of time 2.

- 5 The clocks show the times that Ron and Teddy started and finished tidying their rooms.



Ron



started



finished



Teddy



started



finished

Who tidied their room in the shortest amount of time? _____

How did you work this out? _____

- 6 Aisha and Kim both started their homework at 6 o'clock.



Aisha finished her homework at 25 past 6
Kim's homework took her 10 minutes longer.
What time did Kim finish her homework?

- 7 The children in Class 2 ran around the edge of the school field.

The table shows their start and finish times.

Name	Start time	Finish time
Tommy	10 past 2	half past 2
Amir	quarter past 2	half past 2
Dora	20 past 2	quarter to 3
Rosie	20 past 2	20 to 3

Use the information in the table to complete the sentences.

- a) _____ took the longest time.
b) _____ took the shortest time.
c) Tommy ran faster than _____.
d)



Tommy

Amir and I
took the same length
of time because we
finished together.

Is Tommy correct? _____

How do you know? _____

Thursday

Prayer Leader:

This week we are thinking ahead to the summer holidays and planning how we can make our holidays truly 'holy days'.

Yesterday we learned that sharing with others can make us happy. In today's verses, we will learn to ask for help when we need it:

Reader:

*'I asked the Lord for help, and
He answered me.
He saved me from all that I feared.
Those who go to Him for help are happy.
They are never disgraced.
This poor man called, and the Lord heard Him.
The Lord saved Him from all His troubles.'*

Psalm 34: 4 - 6



Friday
17th July

Maths: Arithmetic

1	$8 - 3 =$	<input type="text"/>
2	$58 + 2 + 2 =$	<input type="text"/>
3	$20 + 80 =$	<input type="text"/>
4	$7 + 11 =$	<input type="text"/>
5	$78 - 70 =$	<input type="text"/>
6	$91 - 7 =$	<input type="text"/>
7	$5 + 9 + 5 =$	<input type="text"/>

Friday

Prayer Leader:

Yesterday we learned that asking God to help us can make us happy.

Today we're thinking about how we can turn our holidays into 'holy days' by looking for peace.

In Psalm 34, David writes:

Reader:

'You must not say evil things.

You must not tell lies.

Stop doing evil and do good.

Look for peace and work for it.'

Psalm 34: 3

Prayer Leader:

We all make mistakes: we lose our tempers, snap at siblings and are rude to our parents.

Sometimes because we feel down, irritated or just bored.



Comprehensions

1. There's an Octopus Under My Bed.
2. The World of Ants.

**Reading
Comprehension:**
Read the text
carefully and
answer the
questions.

There's an Octopus Under my Bed!

Molly didn't like tidying up.

On Monday, Molly was playing in her room when her mother said, "Molly, tidy up!"

But she was too busy being a princess. Then Molly went for tea, and she still hadn't tidied up.



Practice questions

(a) When did the story start?

Tick one.

Monday ☐

Wednesday ☐

Tuesday ☐

Thursday ☐

(b) Where was Molly playing?

When she came back, the palace
had gone. Her bedroom was tidy.
Molly didn't understand.
"It's magic," thought Molly.



- 1 *Molly didn't understand.*

This means Molly was...

Tick **one**.

angry.

☐

sad.

☐

happy.

☐

confused.

☐

- 2 What did Molly think was *magic*?

On Tuesday, Molly was racing in the garden when her mother said, "Molly, tidy up!"

But she was too busy hopping around her race track. Then Molly went for tea, and she still hadn't tidied up.

When she came back, her race track had disappeared. "Something with a lot of arms is tidying up," thought Molly.



3 What was Molly doing on Tuesday?

4 Molly thought that something with many arms had been in the garden.
Why?

Her race track had been...

Tick **one**.

eaten up.

☐

dropped.

☐

picked up.

☐

broken.

☐

On Wednesday, Molly was building a monster when her mother said, "Molly, tidy up!" But Molly was too busy having fun. Then Molly went for tea, and she still hadn't tidied up.

When Molly came back, the living room was tidy.

"Who's tidying up? I'd like to meet them. Maybe it's an octopus..." she thought.

Molly looked everywhere: under her bed, inside the top drawer and even down the toilet!

But Molly couldn't find Octopus anywhere. Then she had an idea...



5 Why was Molly always too busy to tidy up?

6 Where did Molly look for the octopus?

Write down **one** place.

7 *Then she had an idea...*

The word *idea* means....

Tick **one**.

a dream. ☐

a feeling. ☐

a thought. ☐

an adventure. ☐

The World of Ants



Ants are insects that you can often see in a garden, in a park or just on the pavement. They usually live underground.

Practice questions

(a) What kind of animal is an ant?

(b) Find and copy two places you might see ants.

1. _____

2. _____

**Reading
Comprehension:**
Read the text
carefully and
answer the
questions.

Ants underground

Who lives inside?

Inside the nest lives a big queen ant. Most of the ants who live in the nest are busy worker ants.

Queen ant

The queen ant spends all her time laying eggs.



- 1 Which word in the text describes what worker ants are like?

Tick **one**.

sleepy

☐

noisy

☐

busy

☐

fast

☐

- 2 What does the queen ant do?

Tick **one**.

keeps the nest
clean

☐

lays eggs

☐

moves eggs

☐

finds food

☐

An ant nest
Ants build their nests with hundreds of tiny rooms joined up by tunnels.



Worker ants and grubs
Worker ants are always busy. They like to keep their nest clean and tidy. Some feed and clean the queen. Others take her eggs to a special room where they hatch into grubs.

3 What joins the rooms in an ant nest together?

4 Give **two** jobs that the worker ants do.

1.

2.

5 What happens to the eggs in the special room?

Spellings: 'oo'

The vowel digraph 'oo'

- * food
- * pool
- * moon
- * soon
- * zoo
- * book

Can you think and write sentences using these words?



Other things that you can do this week:

- Play a board games and card games with your family.
 - Read your book.
 - Sketching – flowers, trees, family portraits.
- Practice counting up and down in 2s, 3s, 5s, and 10s.
- Look for shapes in the environment – can you describe them?
 - Keep a diary of what you have been doing.
 - Practice the common exception words.





We hope you are well and happy.
We miss you and are looking forward to
having you back in school as soon as
possible.

Keep smiling!

Love from all the staff of St Joseph's.